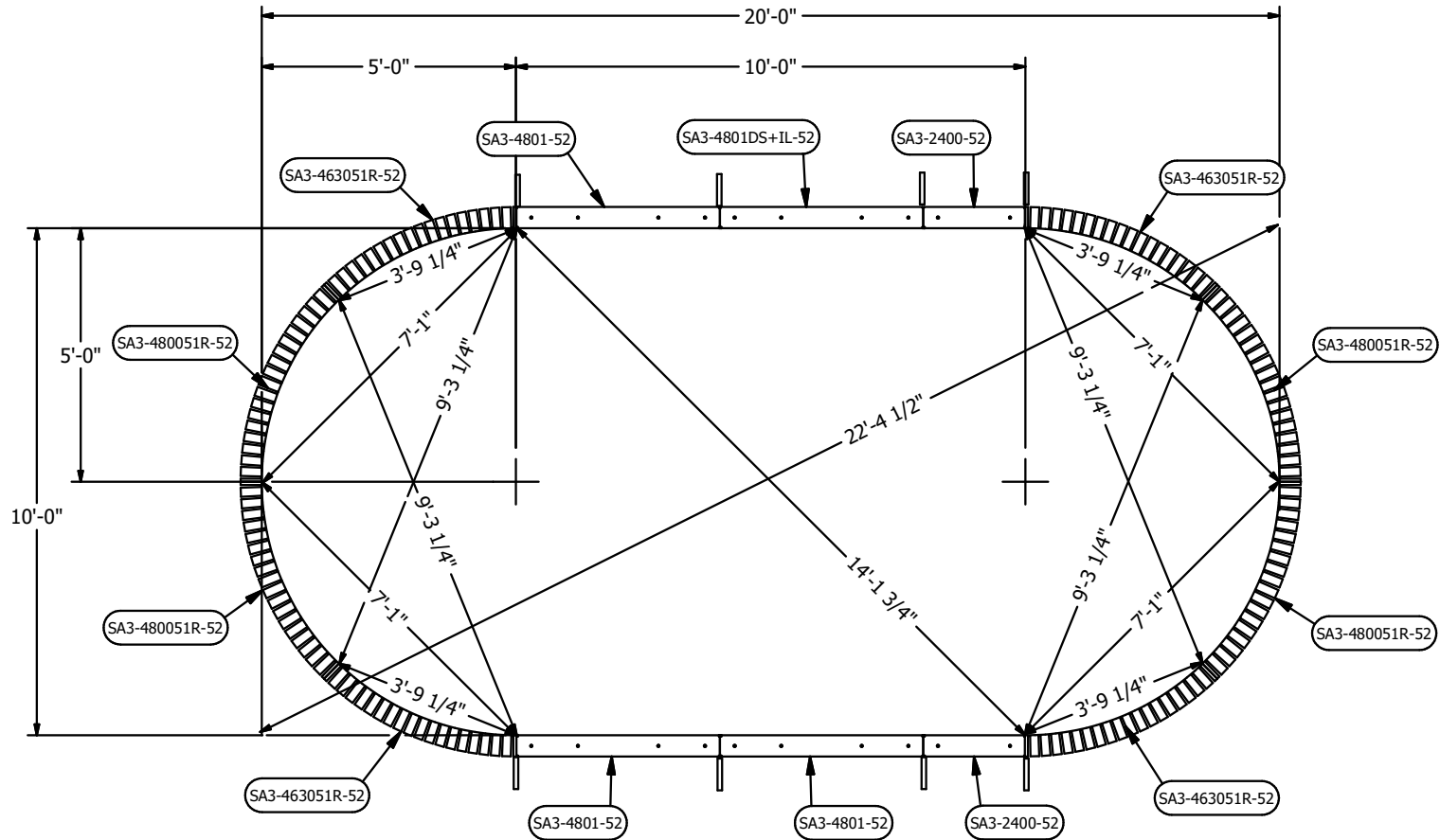


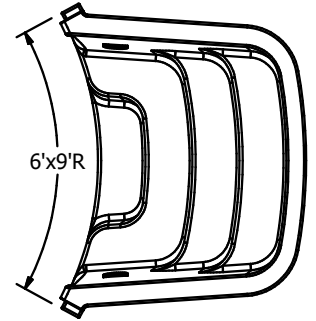
STEEL WALL POOL SYSTEM			
10' x 20' OVAL			
DWG #: GS-30082-DB	DATE: 7/15/2025	REV: -	PAGE 1 OF 4
AREA (SqFt): 178.5	PERIMETER: 51.4	EST. VOL (US Gal): TBD	

1020 OVAL SEMI INGROUND KIT



RADIUS STEP OPTION

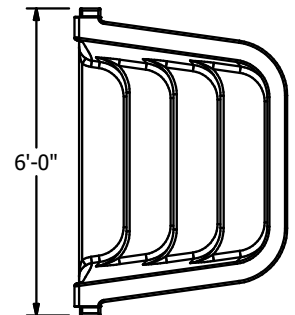
SEE INSTALL GUIDE FOR INSTALLATION



K1FS-1020V6RB - BLUE
K1FS-1020V6RG - GREY
K1FS-1020V6RW - WHITE

STRAIGHT STEP OPTION

SEE INSTALL GUIDE FOR INSTALLATION



K1FS-1020V6SB - BLUE
K1FS-1020V6SG - GREY
K1FS-1020V6SW - WHITE

BILL OF MATERIALS

QTY	PART NUMBER	DESCRIPTION
2	SA3-2400-52	Stl Pnl 24" Plain (52" Tall)
4	SA3-463051R-52	Stl Pnl 46 3/8" x 5'R (52" Tall) - 1 Rib
4	SA3-480051R-52	Stl Pnl 48" x 5'R (52" Tall) - 1 Rib
3	SA3-4801-52	Stl Pnl 48" Plain (52" Tall)-1 Rib
1	SA3-4801DS+IL-52	Stl Pnl 48" DB Skim+Inlet Lft (52" Tall)-1 Rib

BRACE / HARDWARE OPTIONS

QTY	PART NUMBER	DESCRIPTION
8	SA3-BTBR-C-Z	Stl Brc Buttress Brace + Stake
12	ST-1012DK	Stl Brc Drive Stake (1 Piece)
1	HW-2002	Hdw Steel/Rrd Kit
1	HW-2013	Hdw Steel Add-on Kit (3/8" Bolts-100, 3/8" Nuts-100)

COPING

QTY	PART NUMBER	DESCRIPTION
1	HW-2019	Hdw On Ground No-Diving Kit (7/bag) *Mandatory Safety Signage*
1	HW-1007	Hdw 12x1" Tek Screws - 100/Box
16	ATFC - 4801FCG	Alu Txt 4" F-Channel - Straight/Radius Grey - 1/Box

NO DIVING

**DANGER: DIVING MAY
RESULT IN SERIOUS
INJURY OR DEATH.**

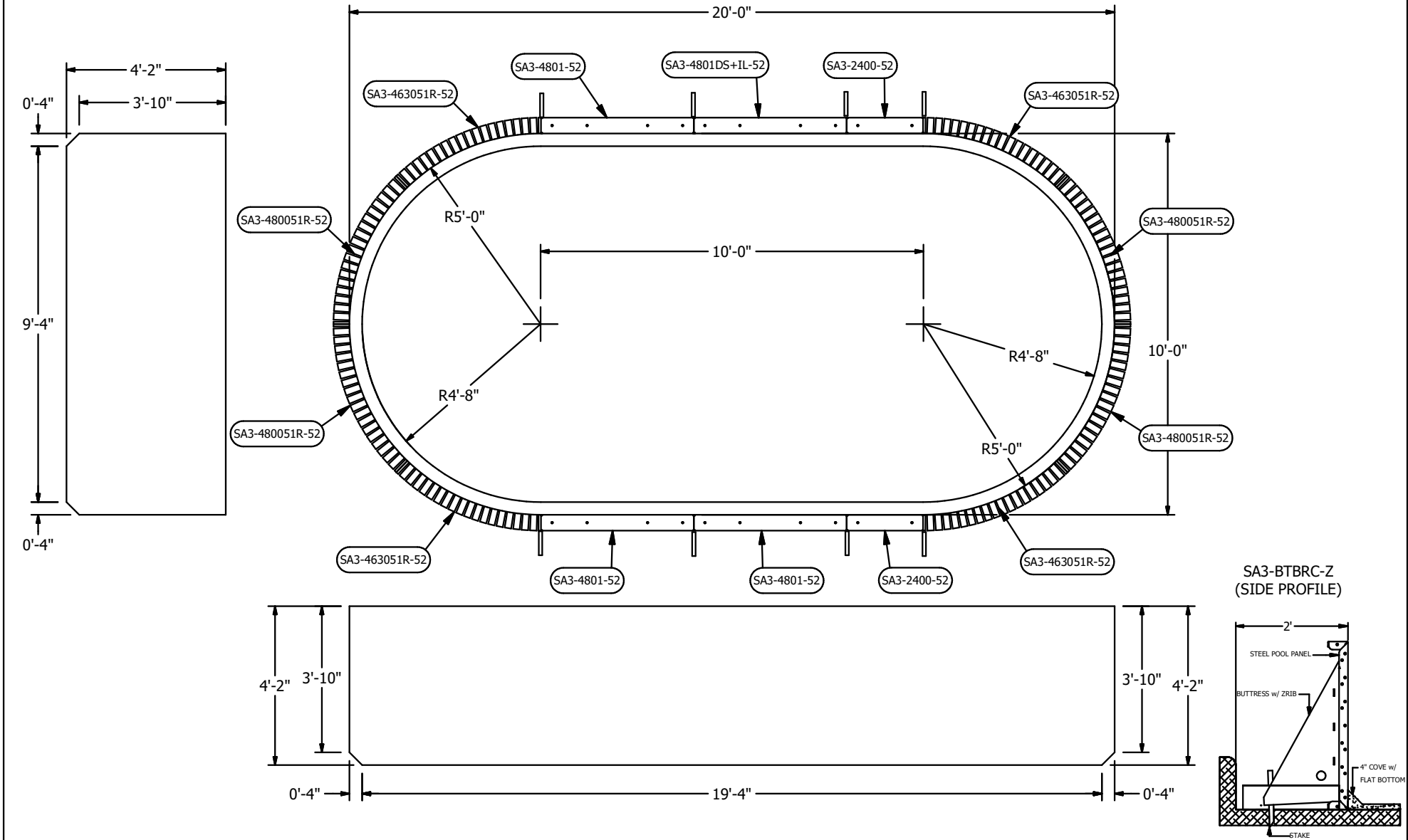


Signage must be permanently attached around the perimeter of the pool.

THIS DOCUMENT IS FOR ILLUSTRATIVE PURPOSES ONLY. Original Equipment Manufacturer makes only those representations which are stated in its written warranty. Any other representations, statements, or contracts made by the dealer/contractor to the customer regarding any components produced by Original Equipment Manufacturer are attributable to the dealer/contractor only. The dealer or contractor who sells or installs your pool is an independent contractor and is not an agent or employee of Original Equipment Manufacturer. The construction methods illustrated here are suggestions and apply only to normal ground conditions. There may be additional precautions and/or methods of construction. The responsibility is the contractor's. -A safety line, with buoys, is to be permanently attached 1'-0" to the shallow side of the point of first slope change. -Different methods and precautions may be dictated by various ground conditions. This is to be determined by and is the responsibility of the contractor who is not an agent of the manufacturer of the component parts. -Installation is to be done in accordance with all federal, state and local building codes, as well as A.N.S.I./N.S.P.I. suggested standards. -BOTTOM SPECIFICATIONS MUST MEET OR EXCEED A.N.S.I./N.S.P.I./A.P.S.P. RECOMMENDED STANDARDS. -NO DIVING signage must be permanently attached to the entire perimeter of the pool. See instructions with signage. -IT IS RECOMMENDED TO NOT INSTALL DIVING BOARDS AND/OR SLIDING EQUIPMENT ON RESIDENTIAL POOLS. If diving boards and/or sliding equipment is installed by the contractor, such diving boards and sliding equipment MUST BE INSTALLED WITHIN THE GUIDELINES ESTABLISHED BY ANSI/NSPI/ASPA RECOMMENDED STANDARDS, AND IN ACCORDANCE WITH ALL APPLICABLE STATE AND LOCAL CODES AND REGULATIONS.



STEEL WALL POOL SYSTEM			
10' x 20' OVAL			
DWG #: GS-30082-DB	DATE: 7/15/2025	REV: -	PAGE 2 OF 4
AREA (SqFt): 178.5	PERIMETER: 51.4	EST. VOL (US Gal): TBD	



NO DIVING

DANGER: DIVING MAY
RESULT IN SERIOUS
INJURY OR DEATH.

Signage must be permanently attached
around the perimeter of the pool.

THIS DOCUMENT IS FOR ILLUSTRATIVE PURPOSES ONLY.

Original Equipment Manufacturer makes only those representations which are stated in its written warranty. Any other representations, statements, or contracts made by the dealer/contractor to the customer regarding any components produced by Original Equipment Manufacturer are attributable to the dealer/contractor only. The dealer or contractor who sells or installs your pool is an independent contractor and is not an agent or employee of Original Equipment Manufacturer. The construction methods illustrated here are suggestions and apply only to normal ground conditions. There may be additional precautions and/or methods of construction. The responsibility is the contractor's. -A safety line, with buoys, is to be permanently attached 1'-0" to the shallow side of the point of first slope change. -Different methods and precautions may be dictated by various ground conditions. This is to be determined by and is the responsibility of the contractor who is not an agent of the manufacturer of the component parts. -Installation is to be done in accordance with all federal, state and local building codes, as well as A.N.S.I./N.S.P.I. suggested standards. -BOTTOM SPECIFICATIONS MUST MEET OR EXCEED A.N.S.I./N.S.P.I./A.P.S.P. RECOMMENDED STANDARDS. -NO DIVING signage must be permanently attached to the entire perimeter of the pool. See instructions with signage. -IT IS RECOMMENDED TO NOT INSTALL DIVING BOARDS AND/OR SLIDING EQUIPMENT ON RESIDENTIAL POOLS. If diving boards and/or sliding equipment is installed by the contractor, such diving boards and sliding equipment MUST BE INSTALLED WITHIN THE GUIDELINES ESTABLISHED BY ANSI/NSPI/ASPA RECOMMENDED STANDARDS, AND IN ACCORDANCE WITH ALL APPLICABLE STATE AND LOCAL CODES AND REGULATIONS.

ICC
ES
PMG

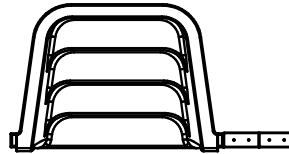
hydrosphere
SERIES

Semi-Inground Pool by Doughboy

STEEL WALL POOL SYSTEM

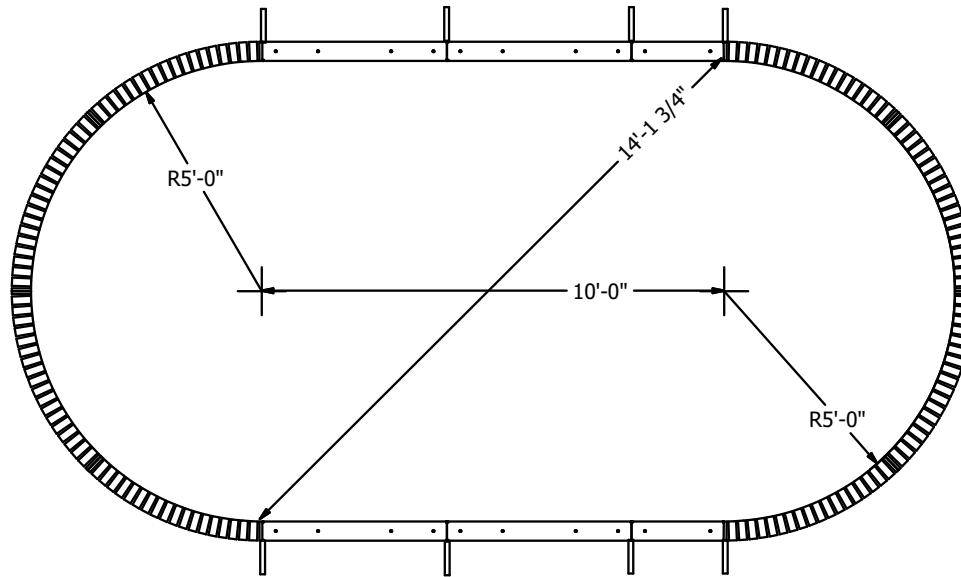
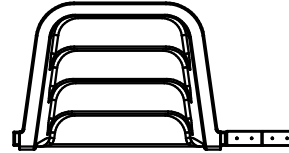
10' x 20' OVAL

DWG #: GS-30082-DB	DATE: 7/15/2025	REV: -	PAGE 3 OF 4
AREA (SqFt): 178.5	PERIMETER: 51.4	EST. VOL (US Gal): TBD	

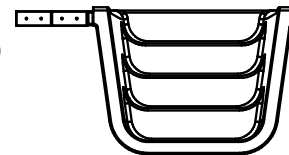


K1FS-1020V6SB - BLUE
K1FS-1020V6SG - GREY
K1FS-1020V6SW - WHITE
(KIT CONTAINS x2 SA3-1200-52 PANELS WHICH CAN
BE USED IN COMBINATION TO ACCOMMODATE 6' STEP)

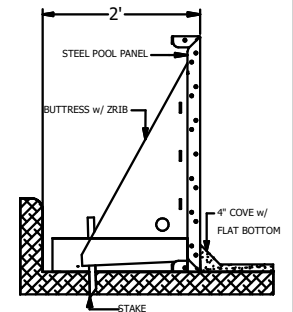
OPTION 1
(REPLACE x2 48" PANELS)



OPTION 2
(REPLACE x2 48" PANELS)



SA3-BTBRC-Z
(SIDE PROFILE)



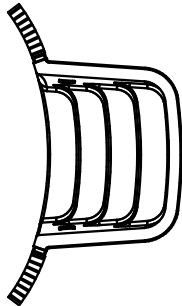
NO DIVING **DANGER: DIVING MAY
RESULT IN SERIOUS
INJURY OR DEATH.**
Signage must be permanently attached
around the perimeter of the pool.

THIS DOCUMENT IS FOR ILLUSTRATIVE PURPOSES ONLY.
Original Equipment Manufacturer makes only those representations which are stated in its written warranty. Any other representations, statements, or contracts made by the dealer/contractor to the customer regarding any components produced by Original Equipment Manufacturer are attributable to the dealer/contractor only. The dealer or contractor who sells or installs your pool is an independent contractor and is not an agent or employee of Original Equipment Manufacturer. The construction methods illustrated here are suggestions and apply only to normal ground conditions. There may be additional precautions and/or methods of construction. The responsibility is the contractor's. -A safety line, with buoys, is to be permanently attached 1'-0" to the shallow side of the point of first slope change. -Different methods and precautions may be dictated by various ground conditions. This is to be determined by and is the responsibility of the contractor who is not an agent of the manufacturer of the component parts. -Installation is to be done in accordance with all federal, state and local building codes, as well as A.N.S.I./N.S.P.I. suggested standards. -BOTTOM SPECIFICATIONS MUST MEET OR EXCEED A.N.S.I./N.S.P.I./A.P.S.P. RECOMMENDED STANDARDS. -"NO DIVING" signage must be permanently attached to the entire perimeter of the pool. See instructions with signage. -IT IS RECOMMENDED TO NOT INSTALL DIVING BOARDS AND/OR SLIDING EQUIPMENT ON RESIDENTIAL POOLS. IF diving boards and/or sliding equipment is installed by the contractor, such diving boards and sliding equipment MUST BE INSTALLED WITHIN THE GUIDELINES ESTABLISHED BY ANSI/NSPI/ASPA RECOMMENDED STANDARDS, AND IN ACCORDANCE WITH ALL APPLICABLE STATE AND LOCAL CODES AND REGULATIONS.



hydrosphere
SERIES
Semi-Inground Pool by Doughboy

STEEL WALL POOL SYSTEM			
10' x 20' OVAL			
DWG #: GS-30082-DB	DATE: 7/15/2025	REV: -	PAGE 4 OF 4
AREA (SqFt): 178.5	PERIMETER: 51.4	EST. VOL (US Gal): TBD	

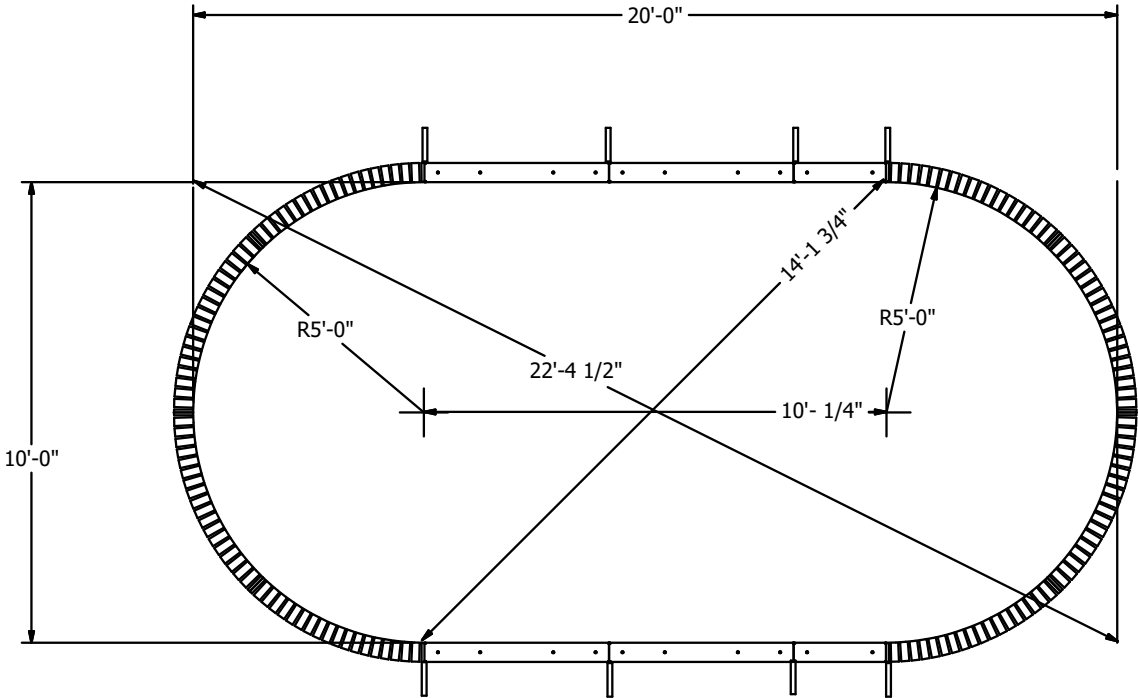


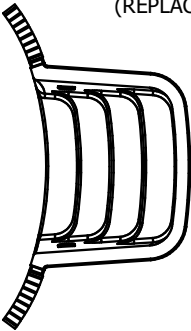
K1FS-1020V6RB - BLUE

K1FS-1020V6RG - GREY

K1FS-1020V6RW - WHITE

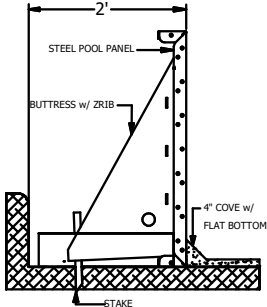
(KIT CONTAINS x2 SA3F-0810R-52 PANEL WHICH CAN BE USED IN COMBINATION TO ACCOMATED 6'R STEP)





OPTION 1
(REPLACE x2 48" PANEL ON ANY SIDE)

SA3-BTBRC-Z
(SIDE PROFILE)



NO DIVING

DANGER: DIVING MAY RESULT IN SERIOUS INJURY OR DEATH.

Signage must be permanently attached around the perimeter of the pool.

THIS DOCUMENT IS FOR ILLUSTRATIVE PURPOSES ONLY. Original Equipment Manufacturer makes only those representations which are stated in its written warranty. Any other representations, statements, or contracts made by the dealer/contractor to the customer regarding any components produced by Original Equipment Manufacturer are attributable to the dealer/contractor only. The dealer or contractor who sells or installs your pool is an independent contractor and is not an agent or employee of Original Equipment Manufacturer. The construction methods illustrated here are suggestions and apply only to normal ground conditions. There may be additional precautions and/or methods of construction. The responsibility is the contractor's. -A safety line, with buoys, is to be permanently attached 1'-0" to the shallow side of the point of first slope change. -Different methods and precautions may be dictated by various ground conditions. This is to be determined by and is the responsibility of the contractor who is not an agent of the manufacturer of the component parts. -Installation is to be done in accordance with all federal, state and local building codes, as well as A.N.S.I./N.S.P.I. suggested standards. -BOTTOM SPECIFICATIONS MUST MEET OR EXCEED A.N.S.I./N.S.P.I./A.P.S.P. RECOMMENDED STANDARDS. -NO DIVING signage must be permanently attached to the entire perimeter of the pool. See instructions with signage. -IT IS RECOMMENDED TO NOT INSTALL DIVING BOARDS AND/OR SLIDING EQUIPMENT ON RESIDENTIAL POOLS. If diving boards and/or sliding equipment is installed by the contractor, such diving boards and sliding equipment MUST BE INSTALLED WITHIN THE GUIDELINES ESTABLISHED BY ANSI/NSPI/ASPA RECOMMENDED STANDARDS, AND IN ACCORDANCE WITH ALL APPLICABLE STATE AND LOCAL CODES AND REGULATIONS.