STEEL WALL POOL SYSTEM

18' X 36' RECTANGLE 6"R

DWG #: GS-29864	REV: -	DATE: 6/25/2025	PAGE: 1
AREA (SqFt): 648	PERIMETER: 108	GALLONS: 18,468	

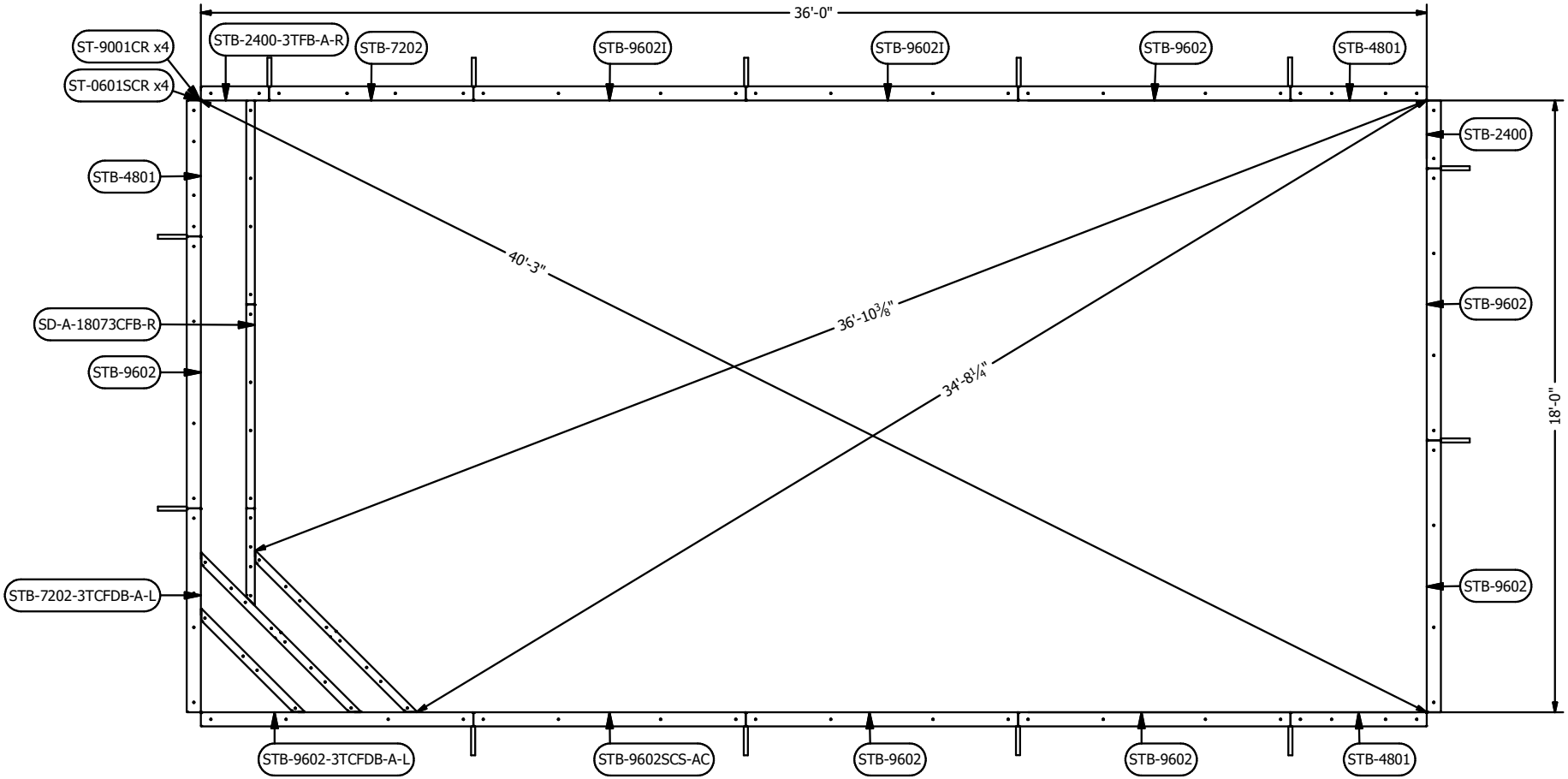

BILL OF MATERIALS		
QTY	PART NUMBER	DESCRIPTION
1	SD-A-18073CFB-R	Stl Stp 18'x7' Cnr Stp w/ Full Bnch-Right-3 Tr (bead) (Internal - Auto Cover)
1	STB-2400-3TFB-A-R	Stl Pnl 24" - 3 Trd (Auto) Corner Full Bench Wall (Right)
1	STB-7202-3TCFDB-A-L	Stl Pnl 72"-3 Trd(Auto) Corner Side Wall-2 Rib (Left)
1	STB-9602-3TCFDB-A-L	Stl Pnl 96"-3 Trd(Auto) Corner Side Wall-2 Rib (Left)
1	STB-2400	Stl Pnl 24"x42" Plain - 0 Rib
3	STB-4801	Stl Pnl 48"x42" Plain - 1 Rib
1	STB-7202	Stl Pnl 72"x42" - Plain (Triple Bend) - 2 Rib
6	STB-9602	Stl Pnl 96"x42" - Plain (Triple Bend) - 2 Rib
2	STB-9602I	Stl Pnl 96"x42" Inlet Center (Triple Bend) - 2 Rib
1	STB-9602SCS-AC	Stl Pnl 96"x42" Skimmer Center (1084) (Auto) (Triple Bend) - 2 Rib

BRACE / HARDWARE OPTIONS		
QTY	PART NUMBER	DESCRIPTION
4	ST-9001CR	Stl Pnl 90 Deg x 42" Corner - S/1
4	ST-0601SCR	Stl Pnl 6" R x 42" Corner Angle - S/1
13	ST-1020ENB	Stl Brc EmbeNut Brace+Stake/Clip
1	HW-2002	Hdw Steel/Rrd Kit
1	HW-2013	Hdw Steel Add-on Kit (3/8" Bolts-100, 3/8" Nuts-100)

COPING		
QTY	PART NUMBER	DESCRIPTION
1	HW-2018	Hdw Auto-Cover, No-Diving Plate(7/Bag)

NO DIVING DANGER: DIVING MAY RESULT IN SERIOUS INJURY OR DEATH.

Signage must be permanantly attached around the perimeter of the pool.

THIS DOCUMENT IS FOR ILLUSTRATIVE PURPOSES ONLY.
Only Alpha Pool Products makes only those representations which are stated in its written warranty. Any other representations, statements, or contracts made by the dealer/contractor to the customer regarding any components produced by Only Alpha Pool Products are attributable to the dealer/contractor only. The dealer or contractor who sells or installs your pool is an independant contractor and is not an agent or employee of Only Alpha Pool Products. The construction methods illustrated here are suggestions and apply only to normal ground conditions. There may be additional precautions and/or methods of construction. The responsibility is the contractor's. -A safety line, with buoys, is to be permanently attached 1'-0" to the shallow side of the point of first slope change. -Different methods and precautions may be dictated by various ground conditions. This is to be determined by and is the responsibility of the contractor who is not an agent of the manufacturer of the component parts. -Installation is to be done in accordance with all federal, state and local building codes, as well as A.N.S.I./N.S.P.I. suggested standards. -BOTTOM SPECIFICATIONS MUST MEET OR EXCEED A.N.S.I./N.S.P.I./A.P.S.P. RECOMMENDED STANDARDS -'NO DIVING' signage must be permanently attached to the entire perimeter of the pool. See instructions with signage. **-IT IS RECOMMENDED TO NOT INSTALL DIVING BOARDS AND/OR SLIDING EQUIPMENT ON RESIDENTIAL POOLS. If diving boards and/or sliding equipment is installed by the contractor, such diving boards and sliding equipment MUST BE INSTALLED WITHIN THE GUIDELINES ESTABLISHED BY ANSI/NSPI/ASPA RECOMMENDED STANDTARDS, AND IN ACCORDANCE WITH ALL APPLICABLE STATE AND LOCAL CODES AND REGULATIONS.**

ICC ES PMG

INGROUNDS by doughboy

STEEL WALL POOL SYSTEM

18' X 36' RECTANGLE 6"R

DWG #: GS-29864	REV: -	DATE: 6/25/2025	PAGE: 2
AREA (SqFt): 648	PERIMETER: 108	GALLONS: 18,468	

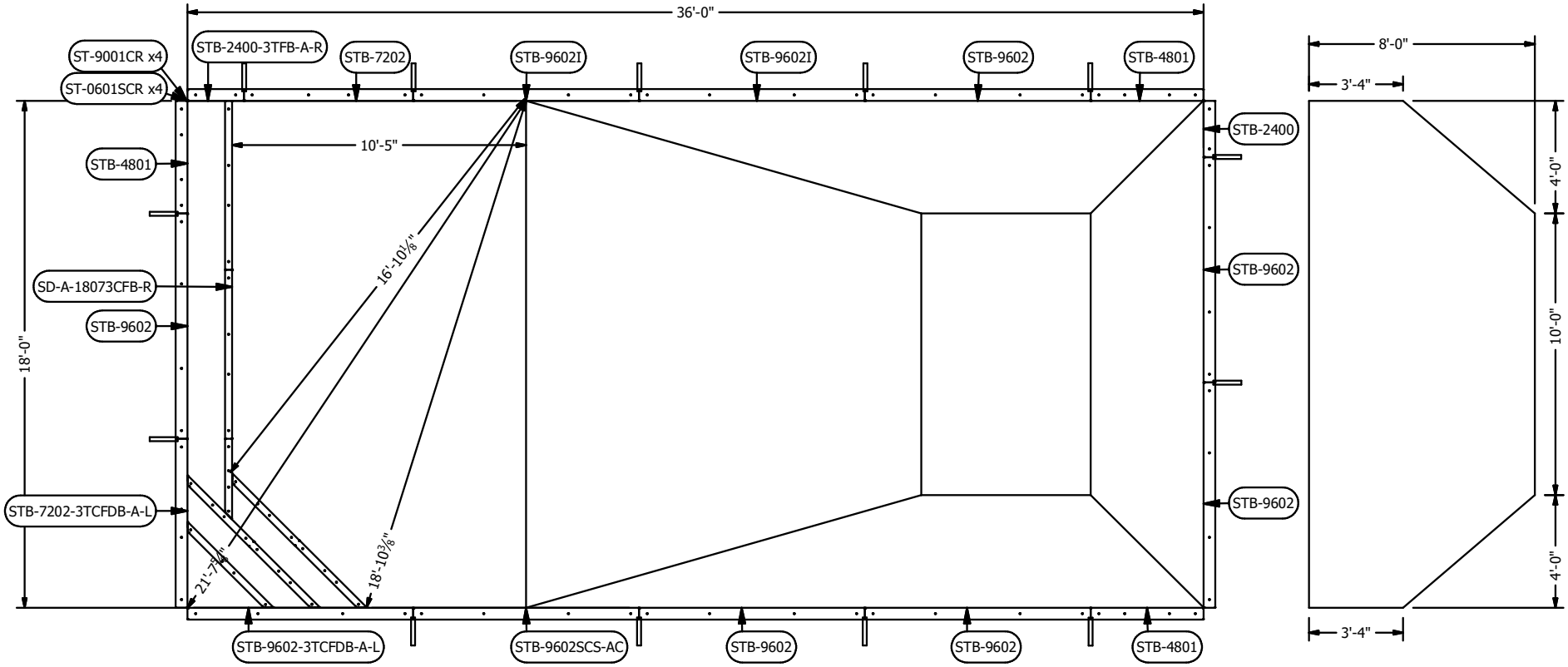

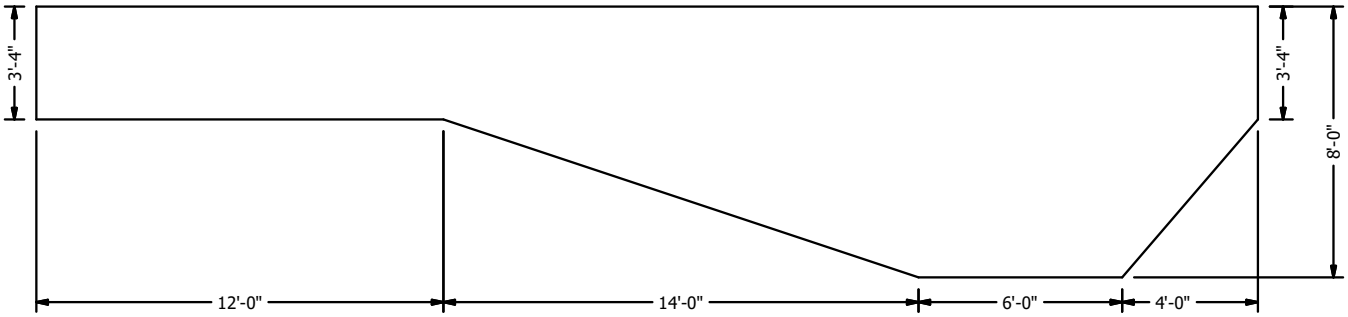

EMBEDDED NUT BRACE

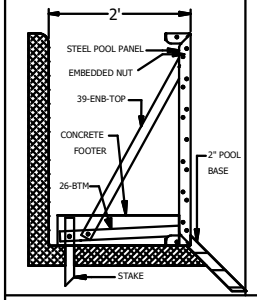

NO DIVING DANGER: DIVING MAY RESULT IN SERIOUS INJURY OR DEATH.

Signage must be permanantly attached around the perimeter of the pool.

THIS DOCUMENT IS FOR ILLUSTRATIVE PURPOSES ONLY.
Only Alpha Pool Products makes only those representations which are stated in its written warranty. Any other representations, statements, or contracts made by the dealer/contractor to the customer regarding any components produced by Only Alpha Pool Products are attributable to the dealer/contractor only. The dealer or contractor who sells or installs your pool is an independant contractor and is not an agent or employee of Only Alpha Pool Products. The construction methods illustrated here are suggestions and apply only to normal ground conditions. There may be additional precautions and/or methods of construction. The responsibility is the contractor's. -A safety line, with buoys, is to be permanently attached 1'-0" to the shallow side of the point of first slope change. -Different methods and precautions may be dictated by various ground conditions. This is to be determined by and is the responsibility of the contractor who is not an agent of the manufacturer of the component parts. -Installation is to be done in accordance with all federal, state and local building codes, as well as A.N.S.I./N.S.P.I. suggested standards. -BOTTOM SPECIFICATIONS MUST MEET OR EXCEED A.N.S.I./N.S.P.I./A.P.S.P. RECOMMENDED STANDARDS -'NO DIVING' signage must be permanently attached to the entire perimeter of the pool. See instructions with signage. **-IT IS RECOMMENDED TO NOT INSTALL DIVING BOARDS AND/OR SLIDING EQUIPMENT ON RESIDENTIAL POOLS. If diving boards and/or sliding equipment is installed by the contractor, such diving boards and sliding equipment MUST BE INSTALLED WITHIN THE GUIDELINES ESTABLISHED BY ANSI/NSPI/ASPA RECOMMENDED STANDTARDS, AND IN ACCORDANCE WITH ALL APPLICABLE STATE AND LOCAL CODES AND REGULATIONS.**

ICC ES PMG

INGROUNDS by doughboy